
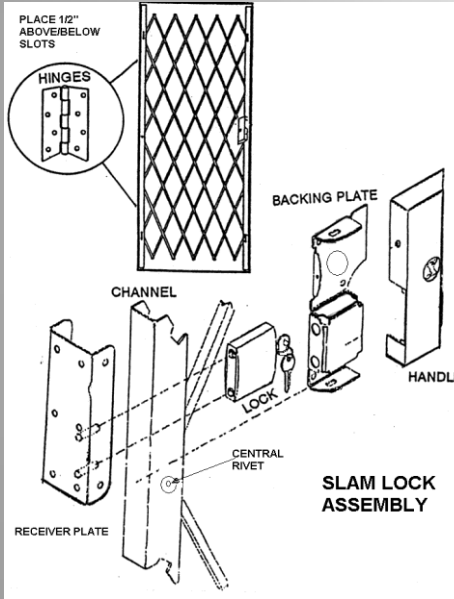




Slam Lock Assembly






Slam Locks

FEATURES AND BENEFITS

- Easy to use
- Tamper proof design
- Lock bodies can be keyed alike
- Lock bodies secured to gate with steel shroud
- Clean easy to use recessed handle

Key benefits

- Strong
- Aesthetically pleasing
- No loose locks
- No shackles that could be cut






Securing the Slam lock to our gates



- Simply place brass lock body inside the steel shroud
- Position large hole in shroud over the center rivet of the gate
- Screw onto the gate to secure
- Cover with snap on handle

Setting up the receiver plate



- Insert the shackle pins into the now attached to gate lock body
- Open gate to the side its to be locked at
- Mark the underside of the receiver plate
- Unlock the receiver plate and place at your mark
- Fasten with one screw
- Test to ensure lock engages easily
- If ok, add more screws to secure.

